



Berryessa Citizens Advisory Council

2025 Candidate Forum Information Sheet

California State Assembly

By the Numbers - California has the largest US population (39.9M residents) and is the 4th-largest economy by GDP in the world (\$4.1T in 2025). Decisions made in the Assembly directly affect:

- Economy and Taxes – Page 2
- Housing - Page 3
- Education – Page 4
- Homelessness – Page 5
- Public Debt – Page 6
- Healthcare – Page 7
- Infrastructure – Page 8

Because California is so large, Assembly actions often set trends for the entire nation. Your voice and vote in Assembly races help determine who represents you on these critical issues at the state capital.

The primary source for consistent, long-term tracking of California Legislature approval ratings is the PPIC (Public Policy Institute of California) Statewide Survey, which has polled this question regularly since the early 2000s and has generally been 20–50% range for all adults and has often hovered in the 30%–40% in recent years.

The reelection rate for incumbent members of the California Legislature eligible to run (i.e., not termed out) and sought reelection has generally been very high from 2000 to 2024—typically 90%+ in most election cycles, and sometimes 100% in one or both chambers.

The Basics - California State Assembly is the lower house of the California State Legislature. It works together with the California State Senate to create laws, approve the state budget, and oversee state government operations. All laws affecting California's 39+ million residents are shaped here.

- 80 members each elected from one of 80 single-member districts.
- Districts are roughly equal in population (487,000–500,000 residents each).
- 2-year terms, with a maximum of 12 years total service in the California Legislature (can be split between Assembly and Senate).
- Meets annually in Sacramento, usually January through September
- Led by the Speaker of the Assembly, with majority and minority party leadership.

Key Roles & Responsibilities - The Assembly has broad powers to:

- Introduce, debate, amend, and pass bills (legislation can start in either house, but **all revenue/tax bills must begin in the Assembly**).
- Approve the annual state budget (jointly with the Senate).
- Conduct oversight of state agencies, programs, and the executive branch.
- Represent the interests of their districts and constituents at the state level.

Founded in 1973, the Berryessa Citizens Advisory Council is a non-partisan neighborhood association representing the interests of citizens living and working in San Jose City Council District #4 and/or the Berryessa Union School District. BCAC meets at 7:00PM on the second Monday of each month at the Berryessa Community Center and everyone is welcome. Visit our web site at <https://berryessasj.wordpress.com/153-2/> or our Facebook page.

Economy and Taxes – Wikipedia & World Population Review Among Comparable US States

State	2025 Economic Outlook Ranking	Top Marginal State Income Tax Rate	Top Marginal Income Tax Rank	Nominal GDP 2024	Real GDP Growth Rate 2023-24	Nominal GDP per Capita 2024	Seasonally Adj Unemployment 2026	% Population Below Poverty Line	Population Below Poverty Line	Cost of Living Index 2025
California	47th	14.40%	48 th	\$4,103,124	3.66%	\$104,916	5.40%	12.30%	4,733,036	142.3
Florida	15th	0.00%	1 st	\$1,705,565	3.66%	\$73,784	4.50%	13.10%	2,805,433	102.2
Illinois	46th	4.95%	22 nd	\$1,137,244	1.11%	\$90,449	4.90%	12.10%	1,498,523	94.7
New York	50th	14.78%	50 th	\$2,297,028	2.44%	\$117,332	4.60%	13.90%	2,688,587	125.1
Texas	9th	0.00%	1 st	\$2,709,393	3.66%	\$86,987	4.30%	14.20%	4,122,538	92.1

California

- Has the largest Gross Domestic Product (good and services produced) at \$4.1 trillion dollars
- Has the second highest Income Tax Rate at 14.40%
- Has the highest Growth Rate
- Has the highest Cost of Living Index
- Has the highest Unemployment

Founded in 1973, the Berryessa Citizens Advisory Council is a non-partisan neighborhood association representing the interests of citizens living and working in San Jose City Council District #4 and/or the Berryessa Union School District. BCAC meets at 7:00PM on the second Monday of each month at the Berryessa Community Center and everyone is welcome. Visit our web site at <https://berryessasj.wordpress.com/153-2/> or our Facebook page.

- **Housing¹ - Realtor.Com**

Rank	State	Total Score	Grade	REALTORS® Affordability Score	Median Listing Price	Median Household Income	Share of 2024 Permits	Share of Population	New Construction Premium
47	California	19.5	F	0.43	\$756,185	\$92,605	6.80%	11.70%	-7.10%
14	Florida	59.4	C+	0.52	\$445,826	\$69,226	11.80%	6.80%	-4.00%
30	Illinois	50.1	C	0.86	\$316,613	\$79,180	1.30%	3.70%	75.00%
49	New York	13.2	F	0.5	\$664,622	\$81,057	3.10%	5.80%	76.20%
3	Texas	71.5	A-	0.61	\$370,663	\$73,203	15.30%	9.20%	7.50%

Median list price is calculated for each state across 2024.

Median Household Income comes from 2024 estimates by Claritas.

Permit data comes from the U.S. Census Bureau’s Building Permit Survey, and each state’s total is divided by the national total to compute the share.

Population data comes from 2024 Moody’s estimates, and each state’s total is divided by the national total to compute the share.

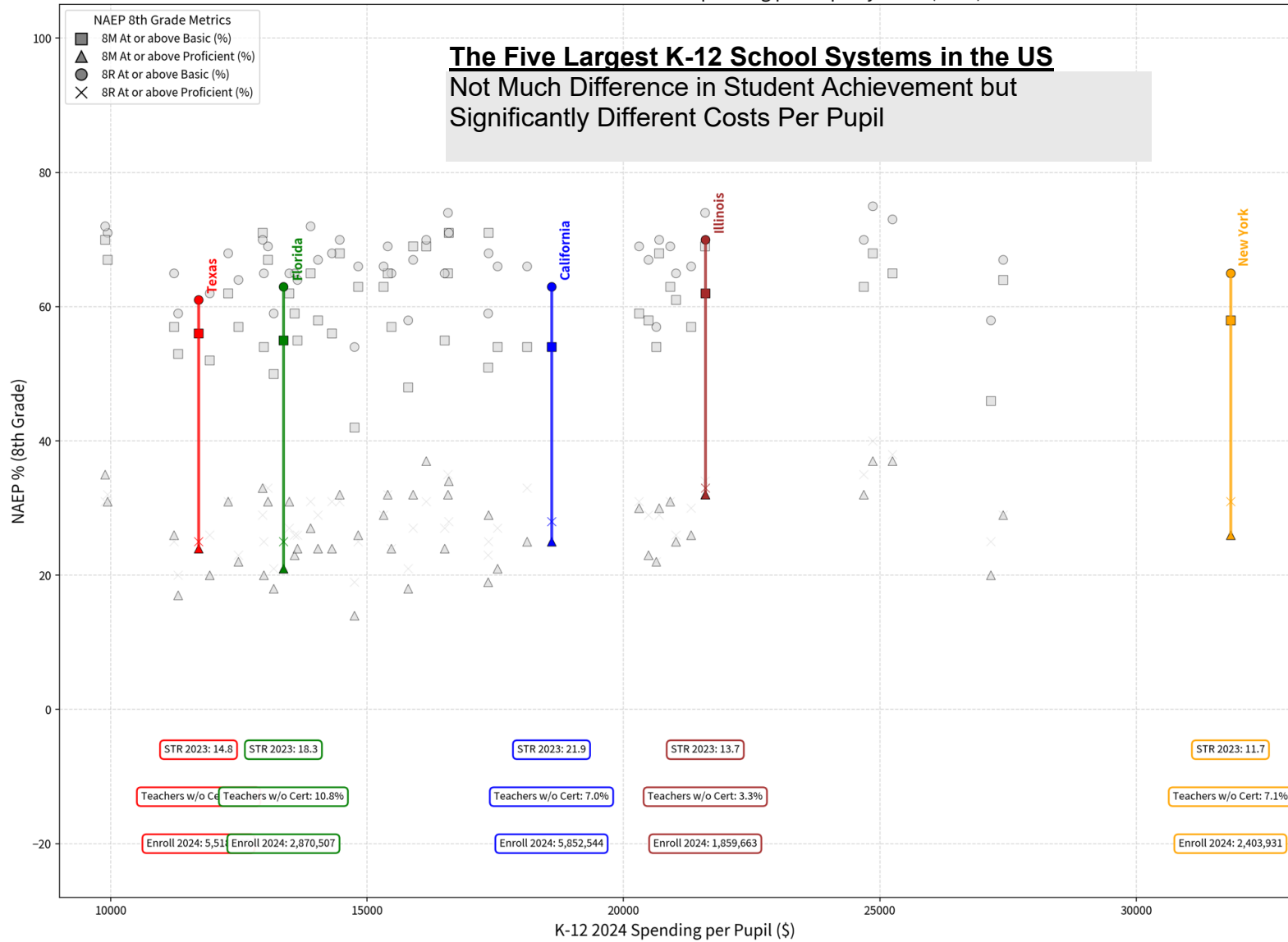
The new-construction premium comes from comparing the median prices of Realtor.com listings grouped into new builds and existing homes for each state.

¹ <https://www.realtor.com/research/state-report-cards-2025/>

Founded in 1973, the Berryessa Citizens Advisory Council is a non-partisan neighborhood association representing the interests of citizens living and working in San Jose City Council District #4 and/or the Berryessa Union School District. BCAC meets at 7:00PM on the second Monday of each month at the Berryessa Community Center and everyone is welcome. Visit our web site at <https://berryessasj.wordpress.com/153-2/> or our Facebook page.

Education

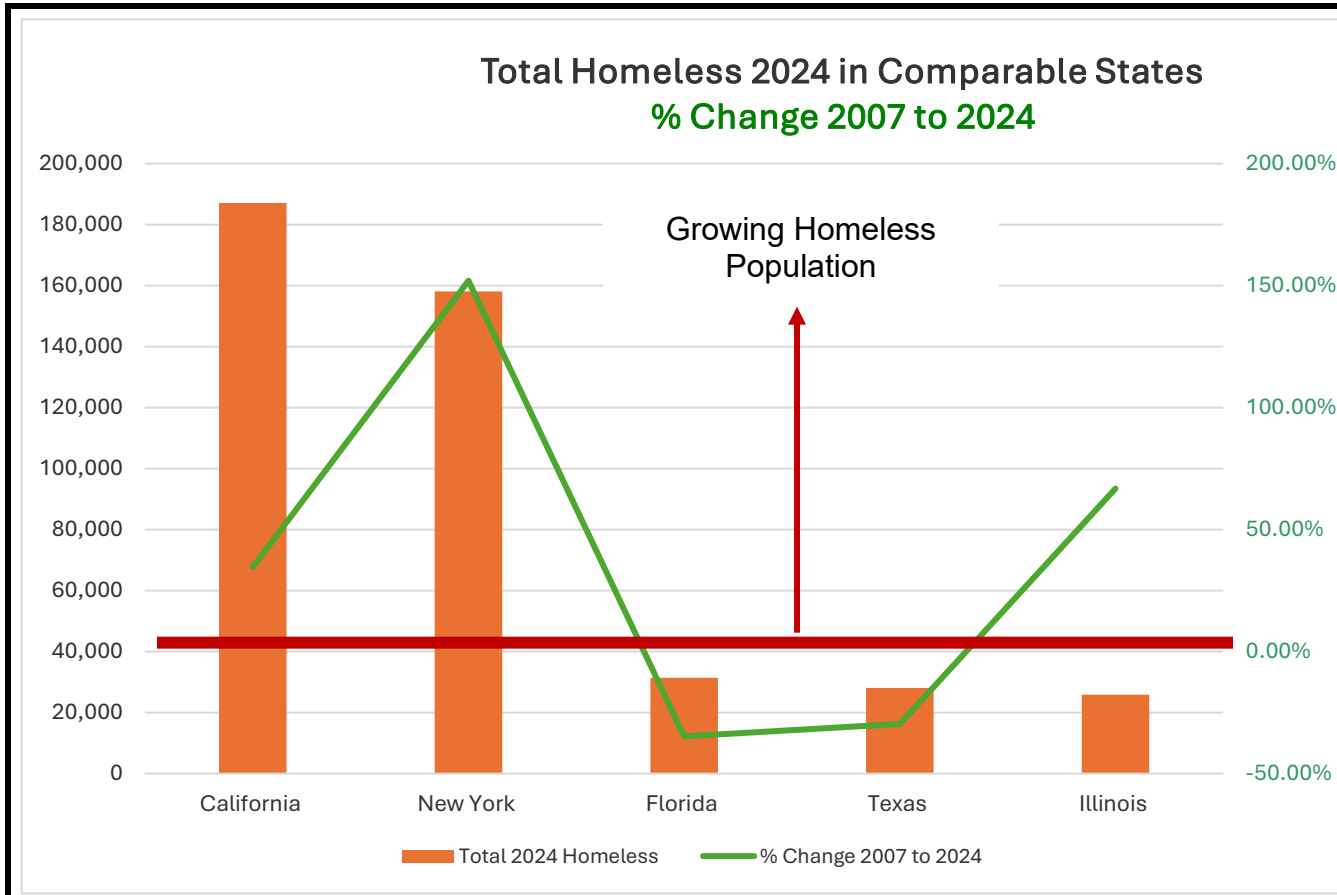
NAEP 8th Grade Achievement vs. K-12 Spending per Pupil by State (2024)



Founded in 1973, the Berryessa Citizens Advisory Council is a non-partisan neighborhood association representing the interests of citizens living and working in San Jose City Council District #4 and/or the Berryessa Union School District. BCAC meets at 7:00PM on the second Monday of each month at the Berryessa Community Center and everyone is welcome. Visit our web site at <https://berrypassaj.wordpress.com/153-2/> or our Facebook page.

Homelessness – World Population Review

Comparable State Homeless Population and Rate of Change² - The state of California currently has the highest homeless population, with about 161,548 homeless people. This number represents 27.89% of the total homeless population in the United States. This figure is attributed to issues with providing affordable and adequate housing opportunities, current drug laws, and the inaccessibility of important mental health resources.



² <https://worldpopulationreview.com/state-rankings/homeless-population-by-state>

Founded in 1973, the Berryessa Citizens Advisory Council is a non-partisan neighborhood association representing the interests of citizens living and working in San Jose City Council District #4 and/or the Berryessa Union School District. BCAC meets at 7:00PM on the second Monday of each month at the Berryessa Community Center and everyone is welcome. Visit our web site at <https://berrypassaj.wordpress.com/153-2/> or our Facebook page.

Public Debt – Reason Foundation³ and Wikipedia⁴ 2023 Public Debt Burden

State	Public Debt	Public Debt per Capita	Long Term Public Debt	Net Pension Liability	Unfunded Pension Liability per Capita	Pension Debt per Capita	Total Bonds, Loans, and Notes	2026 Bond Rating
California	\$496.81B	\$12,565	\$298.6B	\$89.83B	-\$21,800	\$2,272	\$111.83B	AA-
Florida	\$71.82B	\$3,334	\$45.86B	\$7.8B	\$2,900	\$362	\$16.91B	AAA
Illinois	\$222.82B	\$17,391	\$198.76B	\$145.49B	-\$38,800	\$11,355	\$30.31B	A-
New York	\$233.27B	\$11,547	\$153.84B	-\$3.18B	-\$8,400	-\$157	\$50.23B	AA+
Texas	\$216.93B	\$7,443	\$171.1B	\$54.5B	-\$1,100	\$1,870	\$66.56B	AAA

California has the highest public debt \$496.81B, but Illinois residents bear a larger per capita burden \$17,391

Florida is the standout state with low public debt and superior credit rating

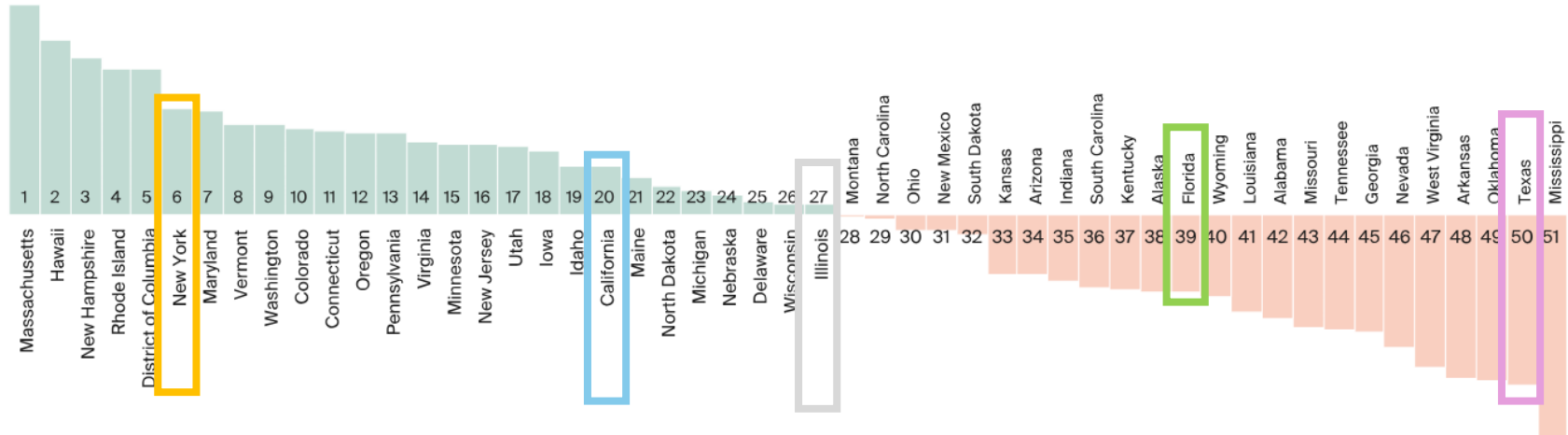
³ <https://reason.org/transparency-project/gov-finance-2025/state/>

⁴ https://en.wikipedia.org/wiki/List_of_U.S._states_by_credit_rating

Founded in 1973, the Berryessa Citizens Advisory Council is a non-partisan neighborhood association representing the interests of citizens living and working in San Jose City Council District #4 and/or the Berryessa Union School District. BCAC meets at 7:00PM on the second Monday of each month at the Berryessa Community Center and everyone is welcome. Visit our web site at <https://berryessasj.wordpress.com/153-2/> or our Facebook page.

Healthcare⁵ - Aggregate Outcomes

Overall Rankings for 2025 Scorecard on State Health System Performance



Notes: Overall rankings are based on a composite score of access to care, care quality, efficient use of services, outcomes, income disparity, and racial equity. States are arranged in rank order based on overall rankings. Bar height corresponds to overall performance score, aggregated from performance in each of six performance domains. Green bars indicate better than average performance; orange bars indicate lower than average performance.

Healthcare Costs⁶

State	Personal Health Care Cost per Capita	Dental Services Cost per Capita	Prescription Drugs Cost per Capita
California	\$10,299	\$453	\$1,121
Florida	\$9,856	\$425	\$1,508
Illinois	\$10,190	\$447	\$1,221
New York	\$14,007	\$418	\$1,906
Texas	\$8,406	\$377	\$1,351

⁵ <https://www.commonwealthfund.org/publications/scorecard/2025/jun/2025-scorecard-state-health-system-performance>

⁶ <https://worldpopulationreview.com/state-rankings/health-care-costs-by-state>

Founded in 1973, the Berryessa Citizens Advisory Council is a non-partisan neighborhood association representing the interests of citizens living and working in San Jose City Council District #4 and/or the Berryessa Union School District. BCAC meets at 7:00PM on the second Monday of each month at the Berryessa Community Center and everyone is welcome. Visit our web site at <https://berrypassj.wordpress.com/153-2/> or our Facebook page.

Infrastructure – American Society of Civil Engineers America for Infrastructure 2025⁷ - Assessments of Comparable States

State	Overall	Aviation	Bridges	Dams	Drinking Water	Ports	Rail	Roads	Transit	Waste Water
California	C-	B-	C-	D+	D+	B	B	D	C-	C+
Florida	C+	C-	B	D-	B-	B+	C	C+	C+	C+
Illinois	C-	C+	C	C+	D+	C-	C+	D+	D+	C-
New York	C	C+	C-	C+	C-	C+	C	D+	D+	D-
Texas	C	B-	B-	D+	D+	C+	C	C-	D+	D-

Select Category Description

Airport 13,144 airports nationwide, but the backbone of the nation’s aviation system is the 3,247 that are part of the National Plan of Integrated Airport Systems (NPIAS). Facilities include runways, taxiways, control towers, firefighting and rescue services, passenger terminals, cargo facilities, general aviation facilities, parking garages, access road networks, public transport, lighting, navigational and approach aids, and various support facilities.

Bridges - 623,218 bridges in the country, with an average age of about 47 years, that serve as vital connections throughout the transportation system

Dams - 2,000 dams for flood control, irrigation, water supply and conservation, river navigation, hydropower generation, mine waste storage, and recreation. Of those, only 4% are owned by the federal government, with the remaining 95% owned by state or local government, a public utility

Drinking Water - More than 2 million miles of underground pipes and are operated by nearly 150,000 public water systems.

Rail - U.S. rail network consists of approximately 140,000 miles of track and serves freight and passenger services. Freight rail supports the movement of 1.5 billion tons of goods annually

Roads - more than 4.1 million miles of public roadways form a vital network, facilitating the movement of people and goods. Driving on deteriorated and congested roads still costs the average driver over \$1,400 per year in vehicle operating costs and lost time. The number of people dying on America’s roads remains high, totaling 40,990 in 2023.

⁷ <https://infrastructurereportcard.org/state-by-state-infrastructure/>

Founded in 1973, the Berryessa Citizens Advisory Council is a non-partisan neighborhood association representing the interests of citizens living and working in San Jose City Council District #4 and/or the Berryessa Union School District. BCAC meets at 7:00PM on the second Monday of each month at the Berryessa Community Center and everyone is welcome. Visit our web site at <https://berrypassaj.wordpress.com/153-2/> or our Facebook page.